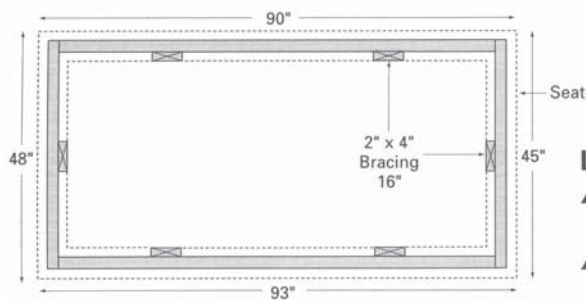
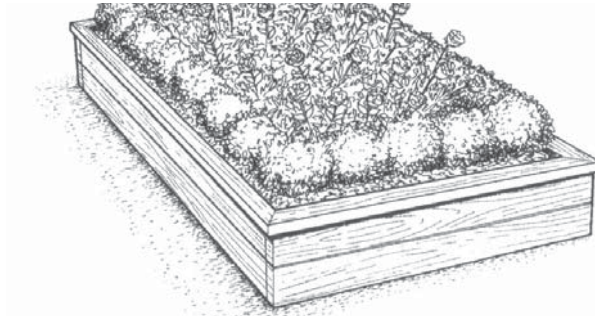



# Raised Bed



Note: Length can extend as long as desired.  
Use 2 x 4 braces at approximately 48" intervals.



## Lumber

- ▲ (6) 2" x 8" - 8' Sides
- ▲ (1) 2" x 4" - 8' Bracing
- ▲ (3) 2" x 6" - 8' Seat

Some copper will migrate from the wood into soil immediately adjacent to the treated wood. This should not present a health problem, but will elevate slightly the copper content of some planting soil. If you wish to maintain the original composition of the soil, you can place an impervious liner between the wood and the soil.