


Measurement of sweep and short crook in poles from ANSI 05.1-1992

Diagram 1 — Measurement of sweep in one plane and one direction



*Note: For poles 50' or less, acceptable sweep in one plane — 90% must have less than 1"/10'
10% must have less than 1"/6'*

Diagram 2 — Measurement of sweep in two planes (double sweep) or in two directions in one plane (reverse sweep)


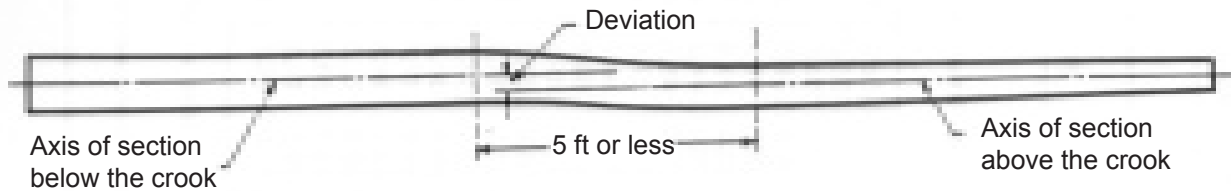
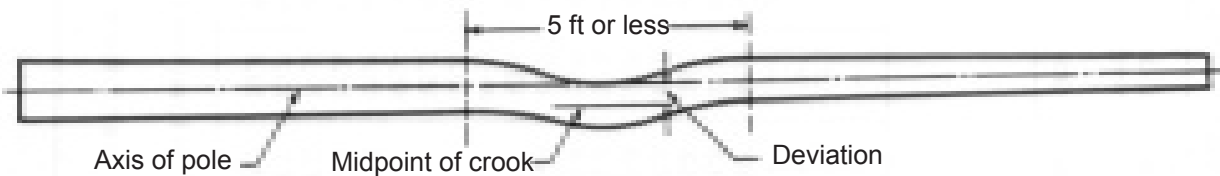


Diagram 3 — Measurement of short crook (three cases shown)

Case 1 — Where the reference axes are approximately parallel



Case 2 — Where axes of sections above and below the crook coincide or are practically coincident



Case 3 — Where axis of section above short crook is not parallel or coincident with axis below the crook

